



Bayshore Breeze

January 2024

Photo by George Kressley



Table of Contents

- Editors message
- Clubhouse renovations
- Spotlight on members
- Looking through the office window
- Nominating committee
- Calendar of Events
- Social Committee update
- Artisans message
- Emergency Preparedness
- A Little fun
- Peaceful living guide
- General Information

Photo by Bayshore member

EDITOR'S MESSAGE

Hello Neighbors!!

I can't believe it is already January of 2024! Time seems to pass so quickly! The older I get, the faster it seems to go. Valentine's day and the Super bowl will soon be upon us. Please take a moment in the new year to take stock of your blessings and be grateful every day for something in your life. Living in Gratitude will do you wonders.

Thank you all for your submissions over the last year. When you are on your sojourns around the area, please take photos and send them in and we will publish them alongside articles, letters to the editor etc. Please send recipes, ideas for articles, pet of the month selections (can be dogs, cats, birds, turtles etc) with a couple photos and a small biography so we can include those in the Breeze. We welcome all suggestions and ideas to make the Breeze better.

Send submissions to the Breeze via the office with a little comment & permission to publish photos and we will get it in the Breeze. office@bayshorebeach.com



Clubhouse renovations

Update on Status of Clubhouse Renovation

As many members know, the Board is looking at the idea of renovating the clubhouse. The main impetus for the renovation is because of the Fair Housing Act. Based on guidance from Bayshore's attorney, the Board recognizes that Bayshore has an obligation to reasonably accommodate members with disabilities in their right to access the full use of their community.

In particular, the Board is currently focusing on making the upstairs and downstairs restrooms accessible, which will mean changes to the current restrooms. Other than perhaps minor changes to the office space, the ramp leading up to the second floor, and the ramp from the front parking lot to the sidewalk, the renovation will focus almost solely on the restroom modifications. At this time, the Board has hired an architect to help with the first part of the renovation process.



Clubhouse renovations continued

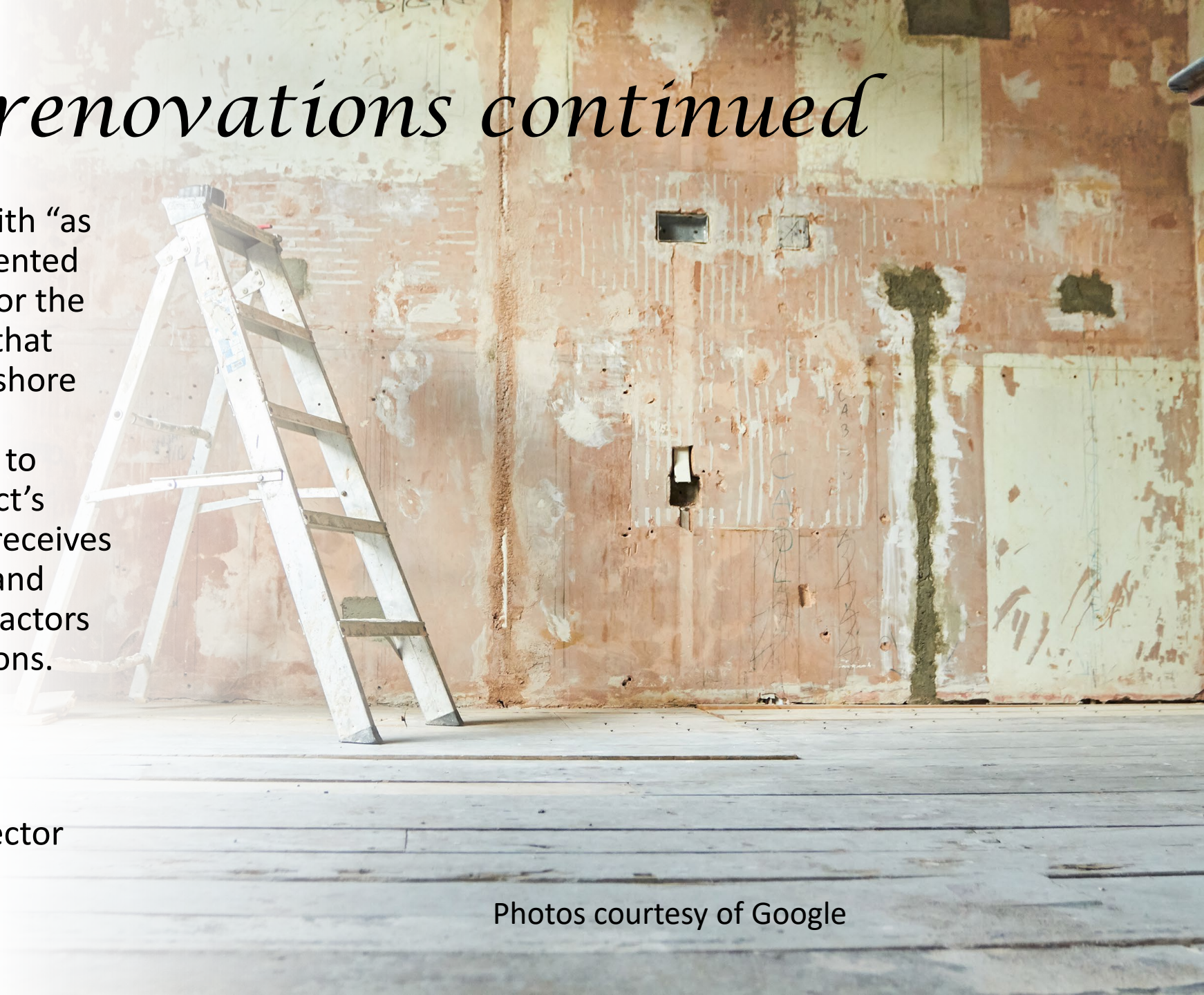
The architect provided the Board with “as built plans.” The architect also presented the Board with modification plans for the downstairs and upstairs restrooms that would allow accessibility for all Bayshore members. Further, an Architectural Specifications Consultant was hired to develop specs based on the architect’s modification plan. Once the Board receives those specs, it will determine how and whether it will seek bids from contractors to do the recommended modifications.

Kenn Apel

Bayshore Beach Club Division 1 Director

Board Vice President

Photos courtesy of Google



Spotlight on members



The Nature of Bayshore

Facts About Sea Foam

We are all familiar with those bubbly, foamy, white blobs that surf in on waves and grace our beaches from time to time; they are typically called sea foam, ocean foam, beach foam, or spume. But do we really know what they are? I for one, did not, so I decided to do a little research.

To begin with, sea foam is not whale sperm, sewage, pollution or anything else “bad”. It is actually an indication of a healthy ecosystem. Basically, sea foam is decomposing organic matter. These little bits of dissolved organic matter are made up of salts, fats, proteins, algae, plankton skeletons, bacteria and more.



It is the proteins in the dead matter that give the water enough surface tension to form bubbles. When the sea is agitated by rain, surf, waves and/or strong winds, air is injected into the dissolved organic matter creating bubbles. The greater the churning, the more foam.

The white beach foam we have is not harmful to humans or pets. So, the next time you are on the beach, and it is dotted with bits of foam, don't be afraid to pick some up and get a close-up view of it. If you like photography, you'll find lots of interesting shapes and textures to keep you busy!

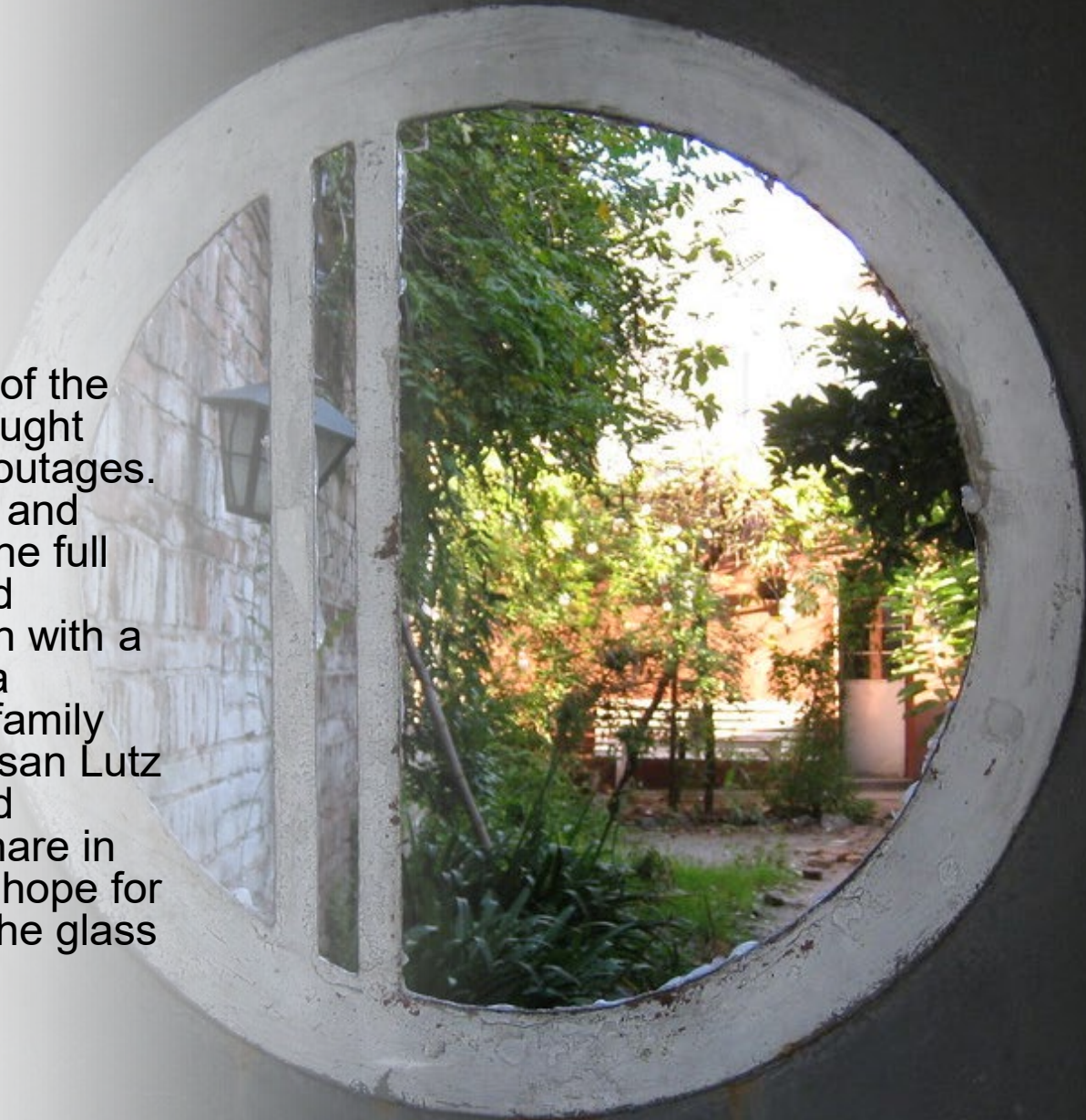
Submitted by Lynda Apel

Resources: National Ocean Service
Oregon Coast Beach Connection

“Looking through the glass window of the office”

I saw and felt the warmth and good energy of the community, as they came together, with thought and care for one another during the power outages. The Clubhouse was open and powered up, and President Vest welcomed the members to the full enchilada of the clubhouse: shower use and kitchen for cooking; hot coffee on the couch with a good book, or someone lending an ear for a while. It felt like members were welcoming family they had not seen in a while. Thank you Susan Lutz for sharing your homemade enchiladas, and everyone else who brought something to share in the day. My day was blessed with renewed hope for humanity as a whole, as I peeked through the glass office window.

Kathy Drossel



Nominating committee

Running for the Board of Directors

The Nominating Committee for the May, 2024 Board of Directors election is in the initial stage of putting together postcard announcements and application packets for Bayshore members who wish to apply to run for the Board. The Committee plans to mail postcards soon and send emails to all members explaining the application process, the deadline for applying, which Board positions are open for election, and how to obtain an application to run for one of the open Board positions. There are four open positions; three are 3-year terms and one is a 2-year term. Members from all seven Divisions may apply. At this point, the deadline for applying to run for a Board position is March 31st. We hope many of you will consider running for one of the open Board positions.

Why would you consider running? Speaking for myself, serving as a Board Director is a superb way to learn more about your fellow Bayshore members while giving back to the community. You also will learn more about how Bayshore has operated over the years, and the founding documents that guide our community, such as the C &Rs, Policies and Procedures, etc. Please start thinking about applying and look for the Committee's postcard. Bayshore needs you!

The 2024 Bayshore Nominating Committee:

Patty Bozanich, Melody Brown, and Kenn Apel (Board Liaison)



♥HAPPY
Valentine's
DAY♥

Calendar of Events

February

March 2024

S	M	T	W	T	F	S
					1	2
3	4	5	6	7	8	9
10	11	12	13	14	15	16
17	18	19	20	21	22	23
24	25	26	27	28	29	30
31						

Sunday	Monday	Tuesday	Wednesday	Thursday	Friday	Saturday
28	29	30	31	1	2	3
	x	x	x	Mahjong 12:30 – 3:30 p	Senior Fit 9a – 10a Quilters 10a – 4p	
4	5	6	7	8	9	10
	Senior Fit 9a – 10a Knitters 1:30p – 4p		Senior Fit 9a – 10a Beg. Tai Chi 10:30-11:45	Mahjong 12:30 – 3:30 p	Senior Fit 9a – 10a Quilters 10a – 4p	
11	12	13	14	15	16	17
SUPER BOWL PARTY 2PM – end of game	Senior Fit 9a – 10a Knitters 1:30p – 4p	Planning Committee Meeting 9-11am	Senior Fit 9a – 10a Beg. Tai Chi 10:30-11:45	Mahjong 12:30 – 3:30 p	Senior Fit 9a – 10a Quilters 10a – 4p	BOD MEETING 1-3 PM
18	19	20	21	22	23	24
	Senior Fit 9a – 10a Knitters 1:30p – 4p	Special Road Committee Mtg. 1:00 pm	Senior Fit 9a – 10a Beg. Tai Chi 10:30-11:45 Book club 1-3p	Mahjong 12:30 – 3:30 p	Senior Fit 9a – 10a Quilters 10a – 4p	
25	26	27	28	29	1	
	Senior Fit 9a – 10a Knitters 1:30p – 4p	Planning Committee Meeting 9-11am	Senior Fit 9a – 10a Beg. Tai Chi 10:30-11:45	Mahjong 12:30 – 3:30 p	x	x



Social Committee update

SUPER BOWL PARTY!!

Come join the Social Committee's first event of the year with other members of Bayshore for an evening of football festivities.

Please bring something to share during the game and halftime (chili, wings, cheese and crackers, desert etc) The Social Committee will provide popcorn, chips, soda and water. BYOB

RSVP: bayshoresocial.committee@gmail.com

Happy Game Day!!!



Artisans update

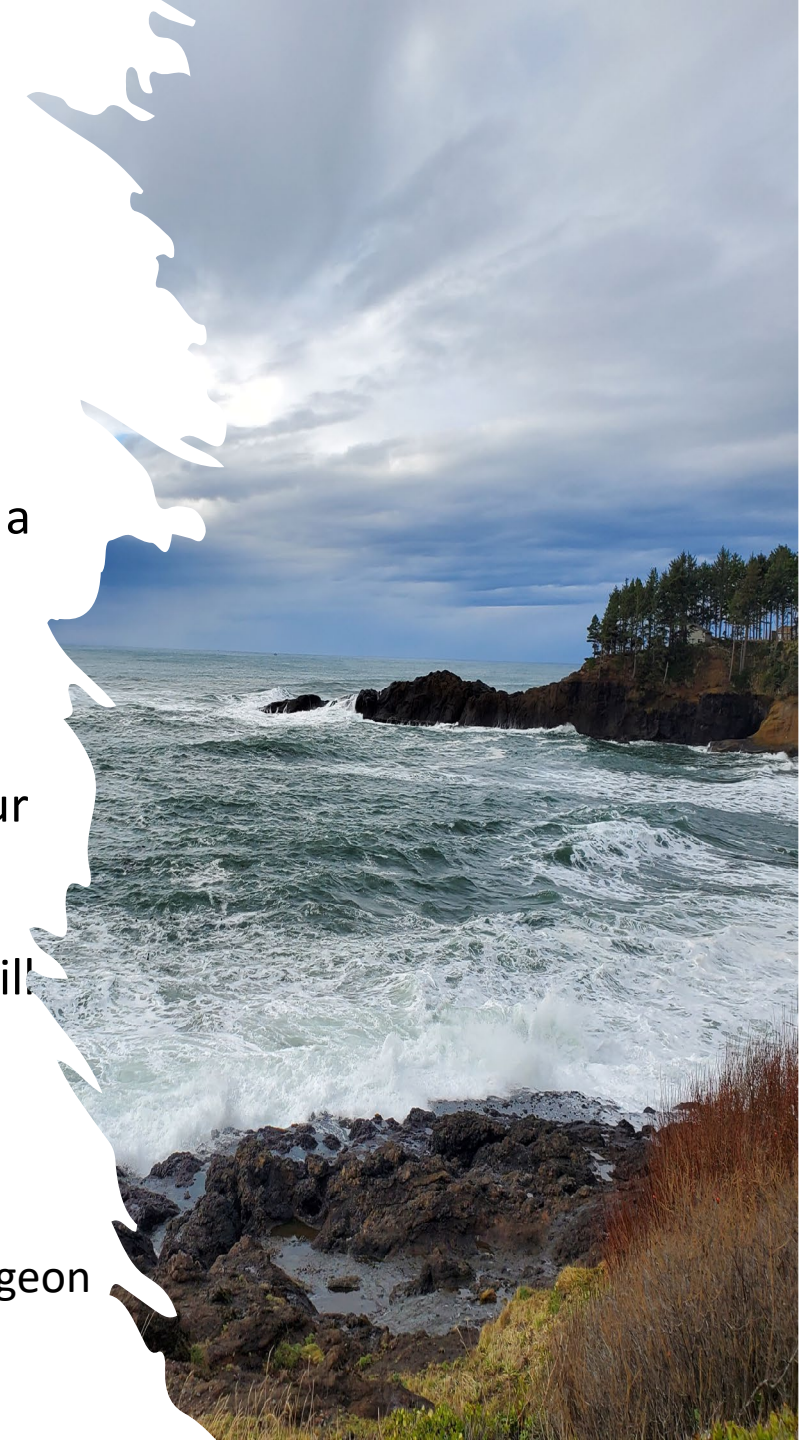
Let's Create a Bayshore Logo and Motto

Bayshore is such a unique community, and it would be great to have a logo and motto that expresses who we are. These could be used on our website, letterhead, other official correspondences, and as a signature tag line on official emails. Unofficially, they could be printed on T-shirts and sweatshirts, made into a wall hanging for inside or outside the clubhouse, printed on a variety of other items, and maybe even be made into Christmas ornaments to sell at our holiday bazaar. What we need are your creative ideas for either logos or mottos or both. You don't have to be an expert artist to create a logo but if you can give us a sketch, we can create something on the computer which, hopefully, captures your vision. It is probably best if the logo is rather simple without too many details. A motto can reflect our location, our sense of community, our environment, or anything else that applies to us. It, too, would be best if it wasn't too long. You will have until Monday, February 19th to submit your ideas. You can email them to bayshoreartisansgroup@yahoo.com or drop a hard copy off at the office. The Artisans will then gather all the options and present them to the community via email for a vote.

We look forward to seeing your creative ideas!

The Artisans

Photo by Brett Sturgeon



Emergency preparedness

As we all witnessed in the last couple of weeks, there was a series of ice storms that hit the coast pretty hard. It created some situations in which some folks have been without power for more than a week. We DO live in an area in which certain natural disasters and things beyond our control can occur without much warning. Severe sudden weather changes, high winds, exceptionally high tides, earthquakes, flooding, wildfires and even tsunamis can occur. Unfortunately, mother nature can throw these things at us without much warning, and it is always a good thing to be even a little prepared in the event of a situation, where your safety and the safety of your loved ones may be threatened. We will be doing a series of articles that can help you be at least minimally prepared in case of a serious emergency situation. We will be delving deeper into different situations in the coming months.



Preparedness for home

The Department of Homeland Security's Ready.gov site offers a number of emergency resources, including [a list of items](#) that should be in a basic emergency kit. Among those suggested:

- 1 gallon of water per day per person for at least three days.
- At least a three-day supply of nonperishable food.
- A battery-powered or hand-crank radio, along with a NOAA weather radio that sends an automatic tone in case of an emergency alert.
- A flashlight and extra batteries. (all sizes. You never know what will be needed).
- A cellphone with chargers and a backup battery (if your battery can be changed).
- A whistle to signal for help.
- A basic first aid kit
- 3 to 7 day supply of medication



Photo courtesy of google images

Preparedness Continued

BASIC Disaster planning per the CDC for Older Americans

For more information on what to do to prepare for an emergency, The Centers for Disease Control and Prevention has a [list of information](#) created specifically for older Americans. Among the items the agency recommends you have on hand:

- 1) A minimum three-day supply of medications, along with a cooler and ice packs if your medications require refrigeration. Also, if needed, medical supplies such as syringes.
- 2) Contact lens solution, glasses and/or hearing aids and extra batteries for people who need them.
- 3) An identification band with your full name, a list of any allergies and a family-member contact number.
- 4) Information about your medical devices, including oxygen, walkers and wheelchairs. The information should include model numbers and the vendor of the products.
- 5) Documents in a waterproof bag. They should include a personal care plan; contact information for family members; a medication list including the dosage, exact name, pharmacy information and the prescribing doctor for each medication; a list of food or medical allergies; copies of photo IDs and medical insurance cards; and durable power of attorney and/or medical power of attorney documents.
- 6) Cash to be used if automatic teller and credit card machines are not working.



Photo courtesy of Google images

A LITTLE FUN

D	Z	E	D	I	T	K	A	E	S
B	B	J	G	D	H	C	A	E	B
R	A	S	U	B	E	K	J	T	M
I	Y	H	L	A	A	R	W	A	A
D	S	O	L	Y	G	A	Q	O	O
G	H	R	Q	A	L	P	C	B	F
E	O	E	N	K	E	E	N	B	A
O	R	Y	G	J	A	U	C	E	E
U	E	C	K	N	F	K	R	B	S
W	A	V	E	S	R	E	T	T	O

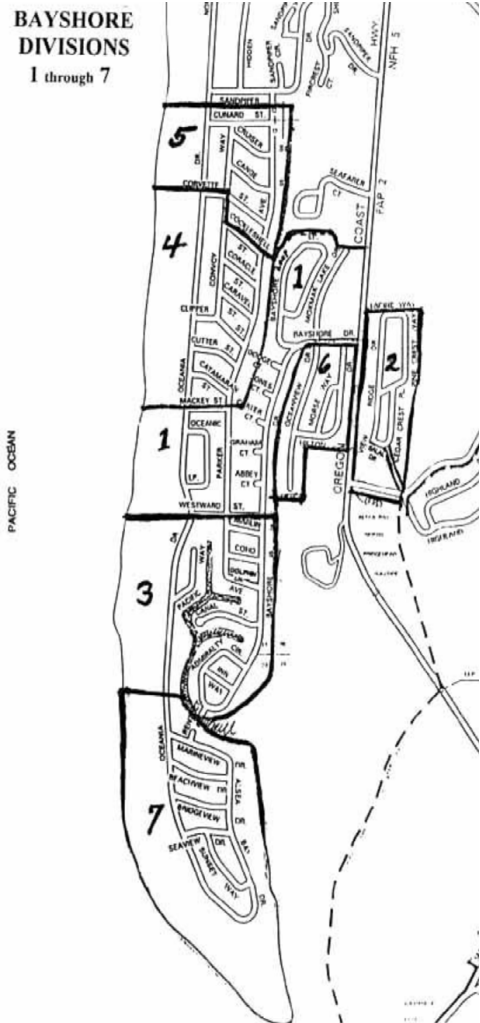
BAY
BAYSHORE
BEACH
BOAT
BRIDGE
EAGLE
EBB
FUN
GULL

PATH
OCEAN
SEA
SEAFOAM
SHORE
SKY
TIDE
WAVE

Puzzle by Pam Sturgeon

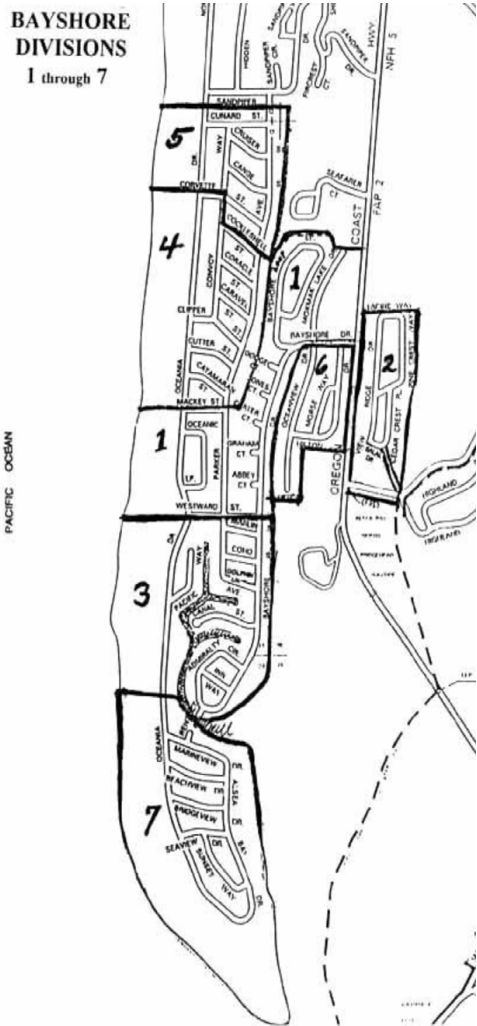
Peaceful Living Guide and Division Map

All information below copied from C&Rs, guidelines for determination, articles of incorporation, Policies & Procedures and Welcome packets.



- **BEACH ACCESS**
Please only use designated public beach accesses marked with signs to get to the beach.
- **QUIET TIME**
The hours of 10pm to 7 am are required quiet time per Bayshore and Lincoln County ordinance.
- **RV Parking**
No RVs may be parked on Bayshore properties or along the roadside without previous permission of the planning committee & within limitations set forth.
- **PARKING**
Please Park in the garage or driveway. The roads are narrow, and vision can be obstructed by vehicles along the road. SPEED LIMIT IS 25MPH.
- **PETS**
Per Bayshore C&R's and Oregon law you must keep your pets confined to your yard or on a leash. Also, you must clean up after them.

Peaceful Living Guide and Division Map



- ***SAFETY***

The ocean can be very dangerous. Please watch your children very carefully. Seals and seal pups, snowy plovers and other marine animals are protected species. Keep at least 200 feet away and keep your pets from running up on them. Federal law prohibits touching, feeding or disturbing marine mammals.

- ***FIRE***

Fire is a very real danger. Fireworks are NOT allowed in Bayshore or on the beach and are a serious hazard during dry weather. OAR 736.021.0100 prohibits “possessing, discharging or causing to be discharged any firecracker, explosion, torpedoes, rockets, fireworks or other similar devices” on Oregon beaches. Beach fires are ONLY permitted on open sand west of the dunes and cannot be started in areas of built-up driftwood.

- ***GARBAGE AND REFUSE DISPOSAL LOT UPKEEP***

Lots must be kept clean and in visually pleasing condition. Keep weeds, cleared and trimmed trees within the C&R limits. Garbage and other waste shall be placed in sanitary containers with lids and removed weekly. Garbage cans stored near the street must be screened from the view.

- ***Be kind to your neighbors.***

General Information



Photo by Dave Smith

- The Bayshore Breeze is the official publication of the Bayshore Beach Club Board of Directors.
- The Breeze is emailed to Bayshore property owners, with hard copies available at the Bayshore office.
- The Breeze welcomes Letters to the Editor but submission of a letter is not a guarantee of publication. The Breeze will not publish letters that are a personal attack on an individual or group or include knowingly false information. Letters may be edited for length and are limited to 250 words or less. Anonymous letters are not accepted.
- Bayshore still needs volunteers for the multiple committees. PLEASE CONSIDER VOLUNTEERING!! Bayshore needs YOU! Contact the current BOD members for a list!
- Meeting minutes and previous copies of the Breeze may be found [here](http://bayshorebeach.com/index.html) along with forms (complaint forms, construction requests) etc. If you have trouble finding a form, ask Kathy in the office to send you one. All information about how Bayshore operates and why is contained in the various founding documents on these pages. Calendar of events, pool schedules etc are also found on the website <http://bayshorebeach.com/index.html>